









**GB Sols Pty Ltd**

ABN 57 164 830 540

[www.gbsols.com.au](http://www.gbsols.com.au)

1300 GBSOLS



|  |   |  |   |   |  |
|--|---|--|---|---|--|
| <br>MADE | <br>ANY FABRIC | <br>10 year<br>WARRANTY | <br>120/135 kg<br>MAX USER | <br>Green Choice | <br>2/3 lever<br>MECH |
|--|---|--|---|---|--|



WORKSTATION SYSTEMS

TASK & VISITOR CHAIRS

SOFT SEATING

STORAGE FURNITURE

# Rexa Range



**REXA MANUAL**  
Mid back



**REXA MANUAL**  
High back (MB)



**REXA RATCHET**  
Mid back (MB)



**REXA RATCHET**  
High back (MB)



**REXA PLUS**  
Mid back (MB)  
with optional  
adjustable arms



**REXA PLUS**  
High back (MB)



**REXA MESH**



— Rexa Comfort duo

|             |                   |                            |                               |                     |                                  |
|-------------|-------------------|----------------------------|-------------------------------|---------------------|----------------------------------|
| <b>MADE</b> | <b>ANY FABRIC</b> | <b>10 year</b><br>WARRANTY | <b>120/135 kg</b><br>MAX USER | <b>Green Choice</b> | <b>2/3 lever</b><br>+ HD<br>MECH |
|-------------|-------------------|----------------------------|-------------------------------|---------------------|----------------------------------|



**REXA RANGE**

Rexa Range is an entirely customisable ergonomic range similar to our Delta Range but with a square back, designed to fit every body shape and size. Select from the different seat and back sizes, and from an array of options to suit your needs. The Rexa range consists of two back sizes and three seat sizes. These can be mixed and matched to fit the individual user - big or small, tall or short and anywhere in between.

**OPTIONS**

- Optional height adjustable arms.
- Multiple seat sizes.
- Upholstered with your choice of fabric.
- Various castor options available.

**DIMENSIONS**

